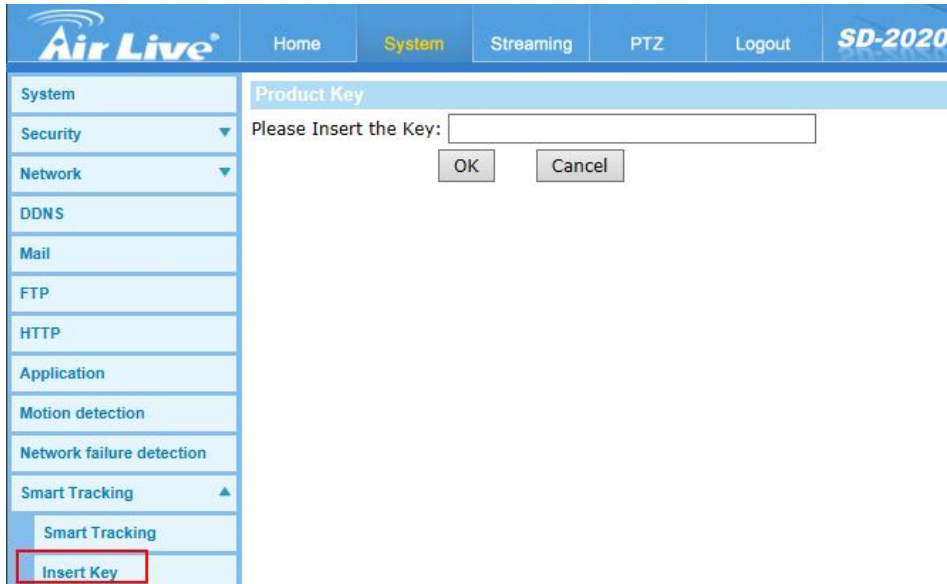
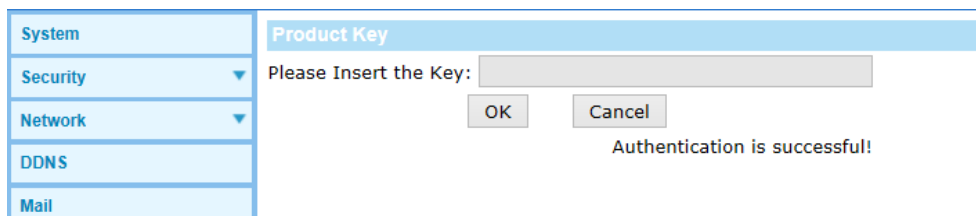


SD-2020-ST Smart Key Installation.

1. Click Smart Tracking at Smart Tracking and Insert Key



2. Key in SD-2020 Product Key to enable Smart Tracking then it will show Authentication is successful message.



Air Live Home **System** Streaming PTZ Logout **SD-2020** www.airlive.com

- System
- Security
- Network
- DDNS
- Mail
- FTP
- HTTP
- Application
- Motion detection
- Network failure detection
- Smart Tracking
 - Smart Tracking
 - Insert Key
- Storage management
- Recording

Smart Tracking

Smart Tracking

Off On

MAX Limit Setting

Enable tilt limit

Enable pan limit

Detection Range

L(60%)

M(50%)

S(40%)

Home Setting

Guard Timer Setting



x1

Zoom

Focus

Air Live Home **System** Streaming PTZ Logout **SD-2020** www.airlive.com

- System
- Security
- Network
- DDNS
- Mail
- FTP
- HTTP
- Application
- Motion detection
- Network failure detection
- Smart Tracking
 - Smart Tracking
 - Insert Key
- Storage management
- Recording
- Schedule
- File location

Smart Tracking

Smart Tracking

Off On

MAX Limit Setting

Enable tilt limit

Enable pan limit

Detection Range

L(60%)

M(50%)

S(40%)

Home Setting


Off On

Time: [sec.]

Guard Timer Setting

Off On

Time: [sec.]



x1

Zoom

Focus